

# ARK's Search and Rescue rapid deployment Craft

## THE ARKANGEL AA 420

Until a few years ago , rescue services were using our standard commercial white water rafts. Through extensive consultation with swiftwater rescue personell who have been hands on in a huge variety of rescues , we have developed the Arkangel.

- Ultra rugged consruction
- 10 Heavy duty 100kg Dring attachments
- D ring Towing system
- Grab handle boarding system
- Dropstich inflatable floor
- Can be carried like a stretcher
- Easily and rapidly deployed
- Operated by two personal
- Collapses to 100 X 50 X45 cm
- Weight 28kg
- Paddle raft OR canoe style.
- highly maneuverable
- Super fast Self bailing system
- Yellow and Red OR Orange Bright Rescue colours
- RESCUE Signs



## THE RESCUE CROC CRR 375

Originally, the CROC was developed to enable rafting operators to access waterways where no other boat could go. Since then, it has proved overwhelmingly popular as an indispensable family craft. Its carrying power, performance and versatility continue to amaze even us!

Now also widely used as a rapid deployment rescue craft by rescue services and police search and rescue. In South Africa the ARK Croc is on the Swiftwater Rescue standard operating equipment lists. We have added ultra heavy duty D Rings and attachment points.

Weighing in at just 18kgs, it folds to the size of a large suitcase and is easily stored in a vechile,



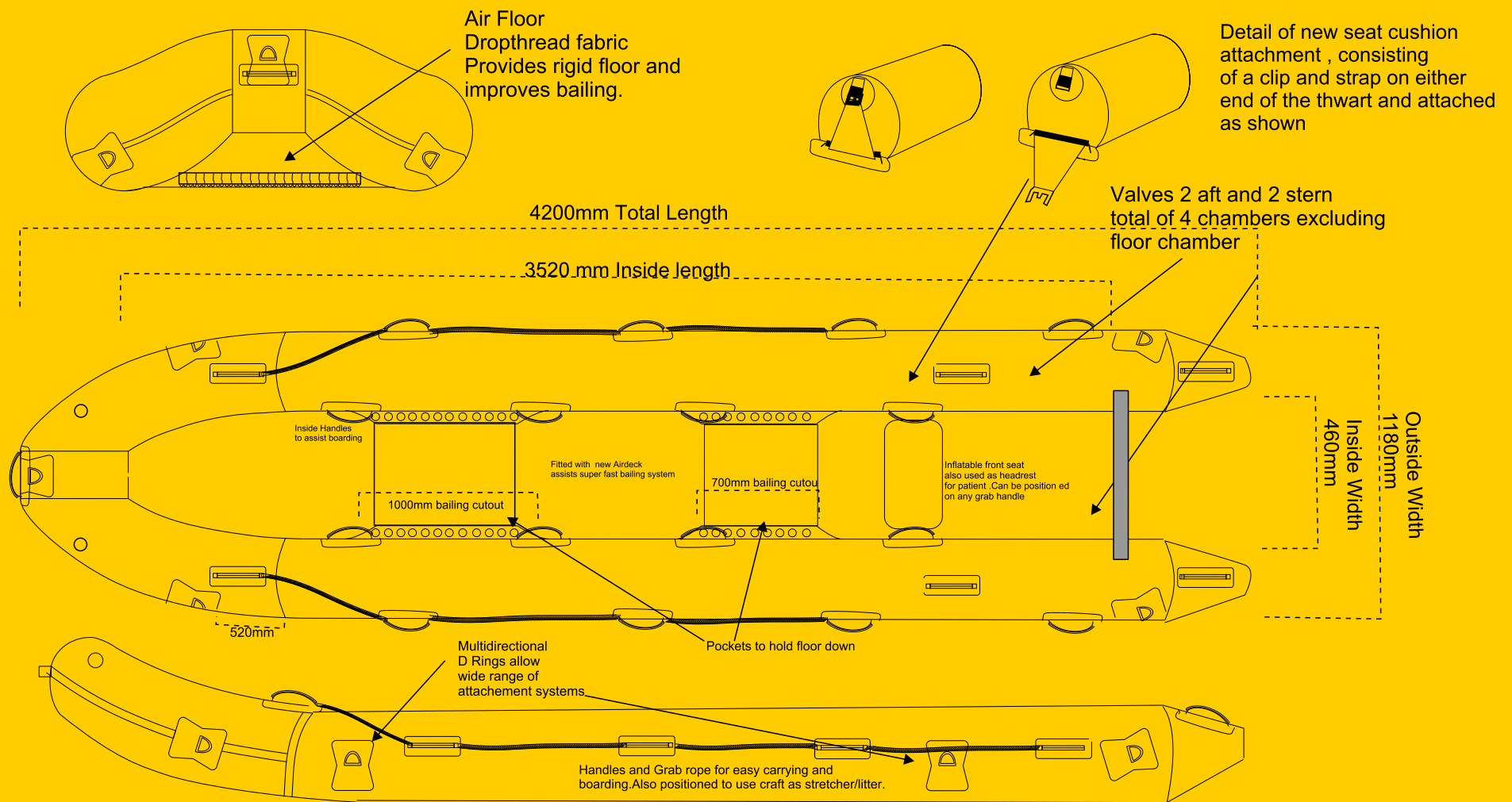
## THE ARKANGEL POWER AP 420

Following the success of the ArkAngel 420, we added a transom.

With the sturdy 38-mm marine ply transom, the AA Power can be fitted with up to a 15hp Outboard. Fitted with heavy duty load bearing D rings and carrying attachments the configuration is basically the same as the AA 420.

and can be used in the same way as the AA 420 but has the extra application as well.





Drawn By

Billy Edwards

For ARK Inflatables

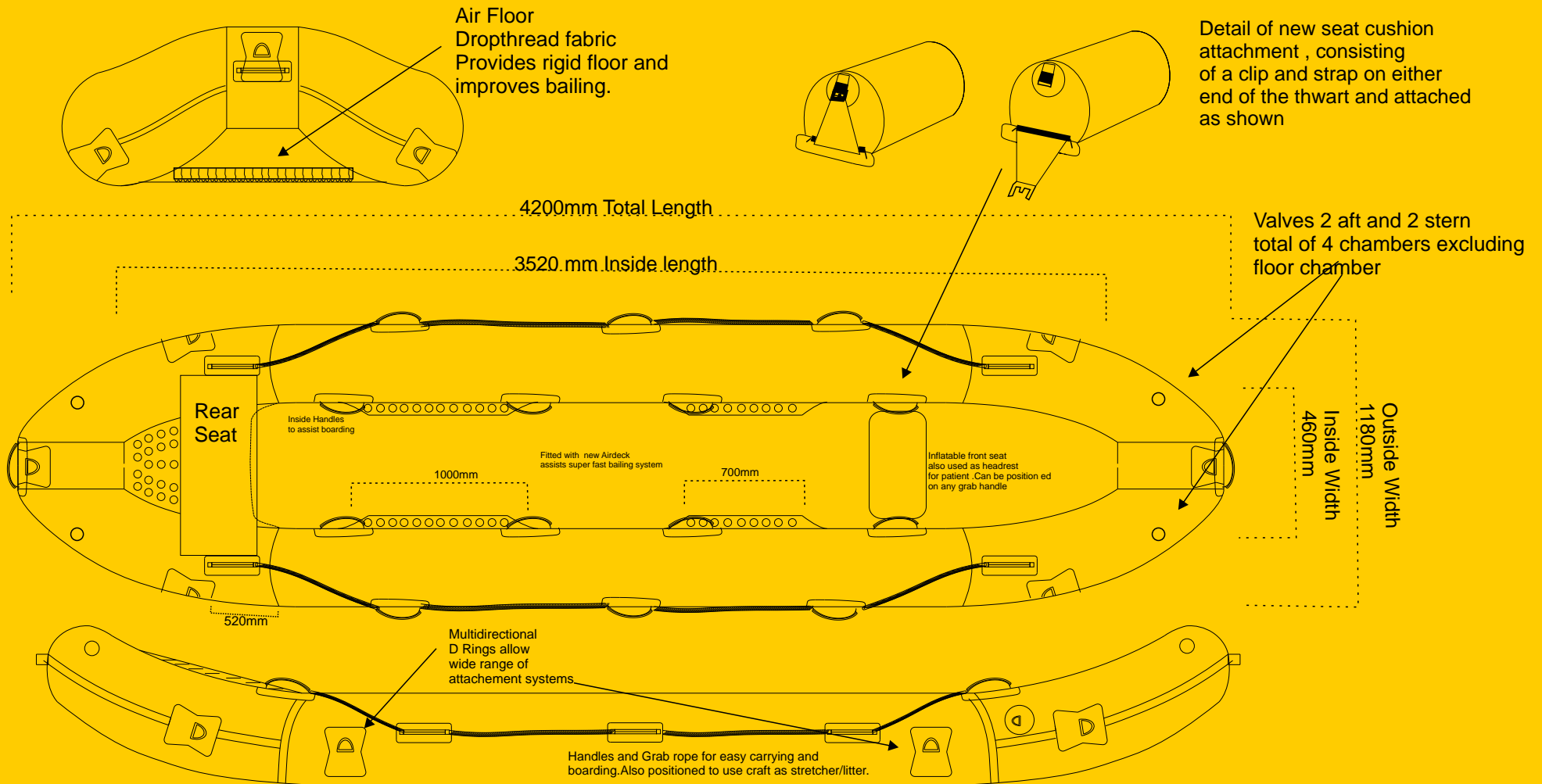
07- 09-2009

#### Design overview

4.2 Metre boat width 1.2m with Airfloor fast bailing rescue craft. Designed for rapid deployment for two operators On board space capable of carrying two rescuers and two patients or one lying down. Grab Handles with grab rope combined with internal handles for easy boarding. Fitted with 10 Multidirectional D ring attachment points with 750kg break strain each. .D rings placed to allow mutiple rigging systems and helilifting devices

**ARKANGEL POWER  
AP 420**

**Version 3  
Modified 07 Sept 2009**



Drawn By

Billy Edwards

For ARK Inflatables

07- 09-2009

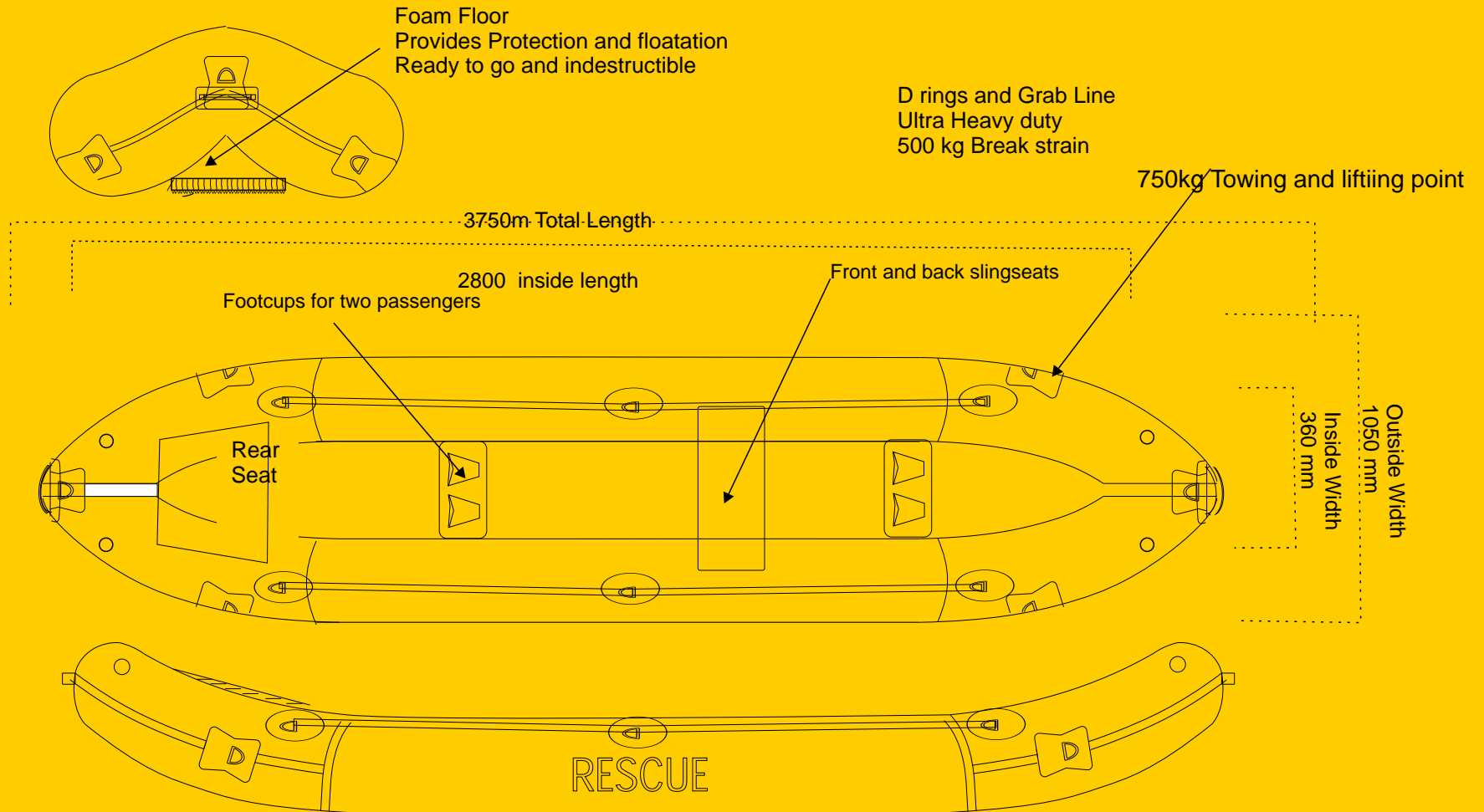
Design overview

4.2 Metre boat width 1.2m with Airfloor fast bailing rescue craft.  
 Designed for rapid deployment for two operators  
 On board space capable of carrying two rescuers and two patients or one lying down.  
 Grab Handles with grab rope combined with internal handles for easy boarding.  
 Fitted with 10 Multidirectional D ring attachment points with 750kg break strain each.  
 D rings placed to allow multiple rigging systems and helilifting devices

ARKANGEL AA 420

Version 3

Modified 07 Sept 2009



Drawn By

Billy Edwards

For ARK Inflatables

**Design overview**

3.7 Metre boat width 1.05m with foamfast bailing rescue craft.  
 Designed for rapid deployment for two operators  
 Based on Commercial Croc Cr2 with Heavy duty fittings  
 Fitted with 4 Multidirectional D ring attachment points with 750kg break strain.  
 .D rings placed to allow mutiple rigging systems

**CROC CRR 370**

**Version 3**

**Modified 09 Octt 1999**